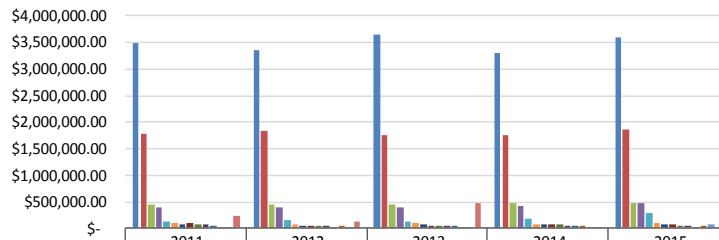



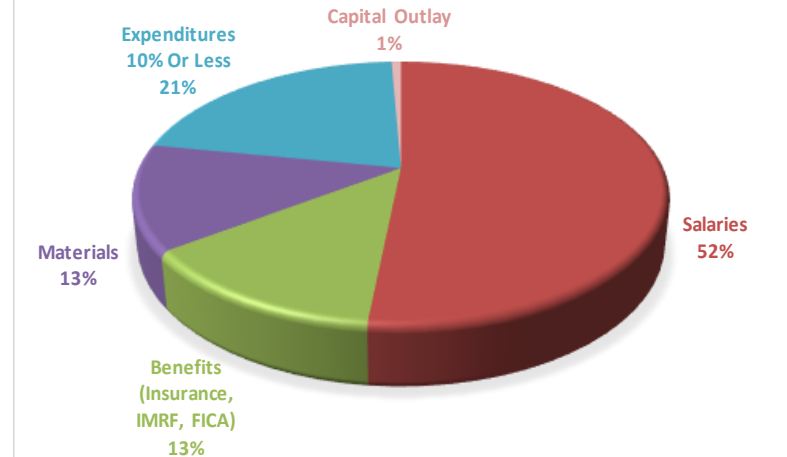
# PLAINFIELD PUBLIC LIBRARY DISTRICT

## Expenditures FY2011 - FY2015

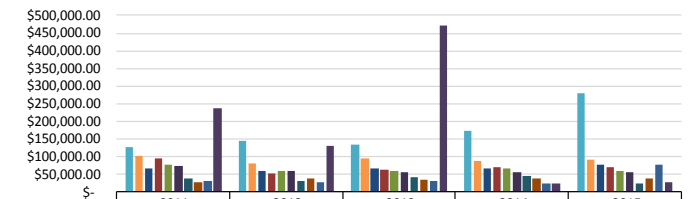


	2011	2012	2013	2014	2015
■ TOTAL EXPENDITURES	\$3,496,948.00	\$3,349,909.00	\$3,645,843.00	\$3,294,840.00	\$3,591,851.00
■ Salaries	\$1,777,733.00	\$1,827,462.00	\$1,751,530.00	\$1,764,646.00	\$1,855,613.00
■ Benefits (Insurance, IMRF, FICA)	\$445,794.00	\$439,845.00	\$442,543.00	\$468,190.00	\$477,507.00
■ Materials	\$407,000.00	\$406,586.00	\$407,511.00	\$418,937.00	\$467,262.00
■ Technology	\$124,820.00	\$144,979.00	\$134,075.00	\$173,497.00	\$280,327.00
■ Repairs and Maintenance	\$100,654.00	\$80,658.00	\$94,722.00	\$88,110.00	\$91,702.00
■ Programming	\$67,196.00	\$59,217.00	\$66,275.00	\$65,659.00	\$76,500.00
■ Public Relations & Marketing	\$95,378.00	\$49,654.00	\$62,022.00	\$68,380.00	\$68,624.00
■ Office Supplies, General Operations	\$75,907.00	\$59,795.00	\$58,785.00	\$66,133.00	\$59,446.00
■ Utilities	\$73,241.00	\$59,162.00	\$55,022.00	\$54,578.00	\$55,918.00
■ Training & Development (Staff & Board)	\$36,671.00	\$29,832.00	\$39,685.00	\$44,732.00	\$21,619.00
■ Insurance (Liability, Property, etc.)	\$25,950.00	\$36,680.00	\$32,175.00	\$36,237.00	\$36,439.00
■ Professional Services (Payroll, Legal & Audit)	\$29,843.00	\$25,826.00	\$29,450.00	\$22,655.00	\$76,211.00
■ Capital Outlay	\$236,761.00	\$130,213.00	\$472,048.00	\$23,086.00	\$24,683.00

## FY2015 EXPENDITURES



## Expenditures 10% or Less By Category



	2011	2012	2013	2014	2015
■ Technology	\$124,820.00	\$144,979.00	\$134,075.00	\$173,497.00	\$280,327.00
■ Repairs and Maintenance	\$100,654.00	\$80,658.00	\$94,722.00	\$88,110.00	\$91,702.00
■ Programming	\$67,196.00	\$59,217.00	\$66,275.00	\$65,659.00	\$76,500.00
■ Public Relations & Marketing	\$95,378.00	\$49,654.00	\$62,022.00	\$68,380.00	\$68,624.00
■ Office Supplies, General Operations	\$75,907.00	\$59,795.00	\$58,785.00	\$66,133.00	\$59,446.00
■ Utilities	\$73,241.00	\$59,162.00	\$55,022.00	\$54,578.00	\$55,918.00
■ Training & Development (Staff & Board)	\$36,671.00	\$29,832.00	\$39,685.00	\$44,732.00	\$21,619.00
■ Insurance (Liability, Property, etc.)	\$25,950.00	\$36,680.00	\$32,175.00	\$36,237.00	\$36,439.00
■ Professional Services (Payroll, Legal & Audit)	\$29,843.00	\$25,826.00	\$29,450.00	\$22,655.00	\$76,211.00
■ Capital Outlay	\$236,761.00	\$130,213.00	\$472,048.00	\$23,086.00	\$24,683.00

Expenditures graphed are from the annual financial reports as audited by Weber & Associates.

### Capital Outlay Projects

- FY2011: Route 59 parking lot purchase, sidewalk extension and ramp installation
- FY2012: Interior project—two walls to create Small Meeting Room and office, five offices relocated, 90” shelving added, Building Evaluation by engineering firm
- FY2013: HVAC system replacement, shingle roof replacement
- FY2014: Bay Window Area window replacement, parking lot expansion (funded by Village TIF district)
- FY2015: Landscaping replacement, security camera system replacement, electronic monument sign on Rt. 59 (funded by donations)