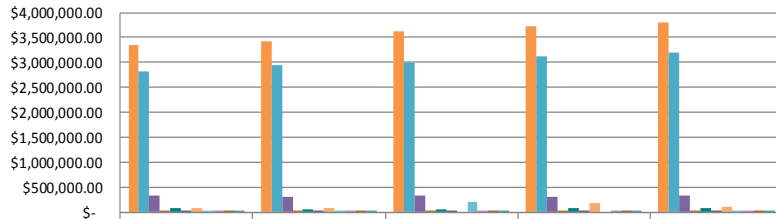


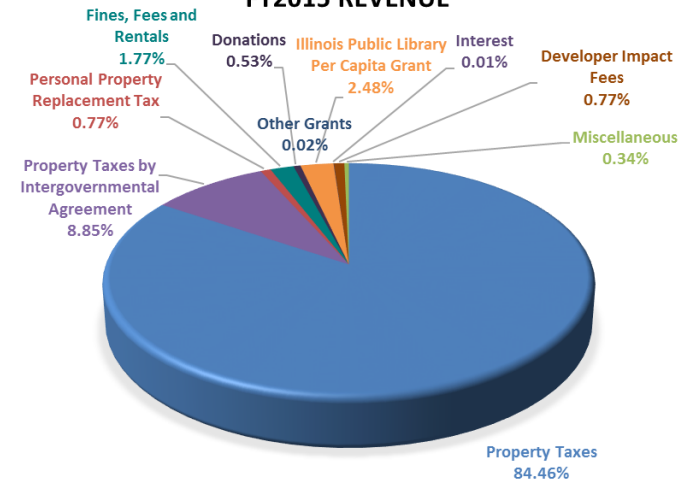
PLAINFIELD PUBLIC LIBRARY DISTRICT

Revenue FY2011 - FY2015




	FY2011*	FY2012	FY2013*	FY2014*	FY2015
TOTAL REVENUE	\$3,354,527.00	\$3,434,358.00	\$3,621,708.00	\$3,729,777.00	\$3,795,928.00
Property Taxes	\$2,829,881.00	\$2,935,491.00	\$3,004,292.00	\$3,116,198.00	\$3,205,975.00
Property Taxes by Intergovernmental Agreement	\$326,267.00	\$300,594.00	\$318,471.00	\$304,932.00	\$336,056.00
Personal Property Replacement Tax	\$22,399.00	\$25,539.00	\$24,700.00	\$31,146.00	\$29,263.00
Fines, Fees and Rentals	\$68,859.00	\$56,239.00	\$53,407.00	\$66,122.00	\$67,014.00
Donations	\$3,862.00	\$9,011.00	\$1,075.00	\$7,628.00	\$20,080.00
Illinois Public Library Per Capita Grant	\$67,682.00	\$77,258.00	\$-	\$171,591.00	\$94,171.00
Other Grants	\$6,160.00	\$2,000.00	\$200,000.00	\$-	\$600.00
Interest	\$2,850.00	\$1,738.00	\$2,035.00	\$478.00	\$520.00
Developer Impact Fees	\$9,793.00	\$23,553.00	\$15,868.00	\$30,266.00	\$29,411.00
Miscellaneous	\$16,774.00	\$2,935.00	\$1,860.00	\$1,416.00	\$12,838.00

FY2015 REVENUE

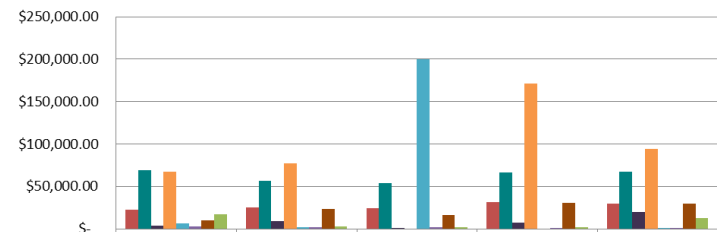


Revenues graphed are from the annual financial reports as audited by Weber & Associates.



- FY2011 Miscellaneous income includes \$16,000 from the Illinois Department of Transportation for a temporary construction easement on the Library's Route 59 property.
- FY2013 Other Grants includes \$200,000 Illinois Department of Commerce and Economic Opportunity grant, reimbursing the Library for the purchase of Route 59 parking lot.
- FY2014 Illinois Public Library Per Capita grant income reflects payment of both FY2013 and FY2014 grants in same fiscal year due to delay of state funding.

Revenue 5% or Less by Category



	FY2011*	FY2012	FY2013*	FY2014*	FY2015
Personal Property Replacement Tax	\$22,399.00	\$25,539.00	\$24,700.00	\$31,146.00	\$29,263.00
Fines, Fees and Rentals	\$68,859.00	\$56,239.00	\$53,407.00	\$66,122.00	\$67,014.00
Donations	\$3,862.00	\$9,011.00	\$1,075.00	\$7,628.00	\$20,080.00
Illinois Public Library Per Capita Grant	\$67,682.00	\$77,258.00	\$-	\$171,591.00	\$94,171.00
Other Grants	\$6,160.00	\$2,000.00	\$200,000.00	\$-	\$600.00
Interest	\$2,850.00	\$1,738.00	\$2,035.00	\$478.00	\$520.00
Developer Impact Fees	\$9,793.00	\$23,553.00	\$15,868.00	\$30,266.00	\$29,411.00
Miscellaneous	\$16,774.00	\$2,935.00	\$1,860.00	\$1,416.00	\$12,838.00